



GRE STUDY PLAN

VERBAL SCORE BOOSTER

EMPOWERgre™
MAXIMUM IMPROVEMENT MADE EFFICIENT

Coverage Level

VERBAL

Timeframe

1 MONTH

Updated








9/17/2014

NOTE: This packet is to be used in conjunction with the Modules in your Empower GRE Course. This packet is NOT designed to be a complete treatment of any subject herein.

PRE-START CHECKLIST

Pick up your gear. Some items are essential, some are optional. Get the gear you need to succeed.

PRE-START CHECKLIST

ITEM	HAVE
 ETS PowerPrep II MSTs Download Free GMAT Prep software . Contains 2 practice MSTs and practice questions.	<input type="checkbox"/>
 The Official Guide to the GRE Revised General Test, 2nd Edition Purchase from amazon.com . These questions are an essential part of your training and the EMPOWERgre course. Video explanations for all Official Guide question are also available in the EMPOWERgre library.	<input type="checkbox"/>
 Practice MSTs Purchase 6 practice MSTs for \$30 . Highly recommended for practice and training during the course.	<input type="checkbox"/>
 Notebooks Purchase realistic scratch paper from amazon.com . Realistic scratch paper for all of your work.	<input type="checkbox"/>
 Headphones Have or purchase headphones . You'll be wearing headphones/earplugs during your real test. Use to watch your lessons.	<input type="checkbox"/>
 Energy Bars 12 Pack of Cliff's Energy Bars at amazon.com . Have the right snacks for your studies and training.	<input type="checkbox"/>
 Chewing Gum Purchase a 12 pack of Trident Cinnamon gum at amazon.com . Chewing gum adds focus and boosts energy.	<input type="checkbox"/>

PROPER GRE STUDYING CHECKLIST

Scheduling

To crush the GRE, you have a lot of work ahead of you, so plan accordingly. Design a schedule that allows for consistent training. EMPOWERgre suggests 3 nights/week if you work, and two four-hour blocks each weekend.

Conditions

Quiet settings; distraction free (as best as you can create); headphones; snacks; water. You'll also want to use a desktop computer if you can, since the official exam is also on a desktop Human posture varies between laptop and desktop use.

Study Duration: 30 & 35 Minute blocks + 10 Min Break

Ideally, all sessions should be the same length as a GRE section, or series of sections. Divide your sessions into 65 minute increments with a break.

Notebook

Keep track of your progress, and particularly your mistakes. Use the Mistake Tracker to locate patterns within your mistakes, both in terms of tactics and content

Standard of Learning

Successful GRE test-takers not only know the concepts, but they also know how to apply them. By the time you sit for the real exam, you should know the content well enough so that you could teach it.

VERBAL SCORE BOOSTER STUDY PLAN

The VERBAL Score Booster Study Plan is for those who have already prepped with other courses, or even self-prepped, and for whom the Quant score is already sufficient, or not relevant for the admissions process. This plan will save you some time compared to the 1-Month Study Plan because it leverages a working familiarity with the GRE Verbal content. The plan requires about 15 hours per week over a one month period to complete, although you can feel free to give it more time if need be, or skip areas you're already 90%+ accurate. If there's any doubt about an area though, we suggest you do the module(s).

RESOURCES



EMPOWERgre Module



Official Guide Work














Multi-Stage Test (MST)







Podcasts

STAGE 1: DAYS 1-9

ITEM	TIME	DONE
 Start Here Module Introduction to how the course functions, and what it takes to get a 90th percentile + score	5 Mins	<input type="checkbox"/>
 Take ETS PowerPrep II GRE Prep MST 1 Establish your baseline score. Complete ALL sections	4 Hours	<input type="checkbox"/>
 Download & Print PDF Packs Have your concept summaries handy. Print at any time	10 Mins	<input type="checkbox"/>
 EMPOWER Podcast: GRE Perspective What the GRE actually measures and why it's a part of the Admissions process	5 Mins	<input type="checkbox"/>
 EMPOWER Podcast: You Not Studying For the GRE, You're Training For It Max debunks some big myths about prepping for the GRE to help you better prep	5 Mins	<input type="checkbox"/>
 EMPOWER Podcast: GRE Verbal For Non-Natives Max shares some key advice to help non-natives avoid some classic GRE Prep perils	5 Mins	<input type="checkbox"/>
 Verbal: Reading Comp Purpose & Inference Questions How to Read An RC Passage; Purpose, and Inference Questions	5 Hours	<input type="checkbox"/>
 VERBAL: vocabBUILDER Stage 1A & 1B Start building essential GRE Vocal. Each vocab module contains 30 words	2 Hours	<input type="checkbox"/>
 EMPOWER Podcast: The Real Scoop On GRE Vocab Learn how vocab factors in to your GRE prep	5 Mins	<input type="checkbox"/>
 Physical and Psychological Tactics Module Let Rich guide you through how to be at your best during practice and on the big day	30 Mins	<input type="checkbox"/>
 Review MST 1 Apply newly learned tactics; use Mistake Tracker spreadsheet to track mistakes and insights	2 Hours	<input type="checkbox"/>












VERBAL SCORE BOOSTER STUDY PLAN

STAGE 1: DAYS 1-9 (CONTINUED)

ITEM	TIME	DONE
 EMPOWER PODCAST: Triage A quick reminder of the multiple benefits of TRIAGE to your overall performance on the GRE	5 Mins	<input type="checkbox"/>
 EMPOWER PODCAST: The GRE is just like a... A brief message from Rich before you take your 2nd MST (MGRE MST 1)	5 Mins	<input type="checkbox"/>
 EMPOWER TACTICS: How to Review your MSTs Learn how to categorize errors so that you can fix the biggest areas first and improve faster.	5 Mins	<input type="checkbox"/>
 **OPTIONAL** FREE MATH HELP - Khan Academy Math skills rusty? Then dig into this Module and get those basic math skills back up to speed	1-5 Hours	<input type="checkbox"/>
Schedule Your Official GRE ets.org If you work M-F, then schedule your test on a Monday morning	15 Mins	<input type="checkbox"/>









VERBAL SCORE BOOSTER STUDY PLAN

STAGE 2: DAYS 10-14

ITEM	TIME	DONE
 VERBAL: vocabBUILDER Stage 2A The next set of 30 words	1 Hour	<input type="checkbox"/>
 VERBAL: RC Detail Questions We'll show you what detail questions ask you for, and how to find the answer	1 Hour	<input type="checkbox"/>
 VERBAL: Paragraph Logic Questions A relatively rare Verbal question type, but one that's efficient to answer	1.5 Hours	<input type="checkbox"/>
  VERBAL: Paragraph Logic Quizzes & Max's Videos Practice PL questions	1.5 Hours	<input type="checkbox"/>
 VERBAL: The 3 Wrong RC Answer Types Learn the 3 wrong answer types, and we'll show you what they are, and how to spot them	30 Mins	<input type="checkbox"/>
 VERBAL: RC Question Type Identification Drill 1 Make sure that you can successfully Identify the 3 RC question types	15 Mins	<input type="checkbox"/>
 VERBAL: vocabBUILDER Stage 2B The next set of 30 words	1 Hour	<input type="checkbox"/>
 EMPOWER TACTICS: Pacing Combined with Triage, the pacing tactics will help you to maximize your performance on Test Day	30 Mins	<input type="checkbox"/>
 Take Manhattan MST2 Make sure you take the MST in realistic conditions, including doing the essay	4.5 Hours	<input type="checkbox"/>
 Review Manhattan MST2 Review the answers and explanations; complete the Mistake Tracker	3 Hours	<input type="checkbox"/>














VERBAL SCORE BOOSTER STUDY PLAN

STAGE 3: DAYS 15-18

ITEM	TIME	DONE
 VERBAL: vocabBUILDER Stage 3A The next set of 30 words	1 Hour	<input type="checkbox"/>
 VERBAL: 1-Blank Questions Tactics and training for 1-Blank questions	45 Mins	<input type="checkbox"/>
 VERBAL: 2-Blank Questions Tactics and training for 2-Blank questions	45 Mins	<input type="checkbox"/>
 VERBAL: 3-Blank Questions Tactics and training for 3-Blank questions	45 Mins	<input type="checkbox"/>
 VERBAL: vocabBUILDER Stage 3B The next set of 30 words	1 Hour	<input type="checkbox"/>
 EMPOWER PODCAST: Battling Fatigue A brief message from Rich before you take your 4th MST (MGRE MST 3)	5 Mins	<input type="checkbox"/>
 Take MGRE MST 3 Take all sections of your 3rd MST under fully simulated conditions	4.5 Hours	<input type="checkbox"/>
 MGRE MST 3 Review Apply newly learned tactics; use Mistake Tracker spreadsheet to track mistakes and insights	3 Hours	<input type="checkbox"/>












VERBAL SCORE BOOSTER STUDY PLAN

STAGE 4: DAYS 19-23

	ITEM	TIME	DONE
	VERBAL: vocabBUILDER Stage 4A The next set of 30 words	1 Hour	<input type="checkbox"/>
	 VERBAL: 1-Blank Quizzes Practice 1-Blank questions, including those from the GRE Official Guide	45 Mins	<input type="checkbox"/>
	 VERBAL: 2-Blank Quizzes Practice 2-Blank questions, including those from the GRE Official Guide	45 Mins	<input type="checkbox"/>
	 VERBAL: 3-Blank Quizzes Practice 3-Blank questions, including those from the GRE Official Guide	45 Mins	<input type="checkbox"/>
	VERBAL: S-Pairs Training Tactics and training for S-Pair questions	45 Mins	<input type="checkbox"/>
	 VERBAL: S-Pairs Quizzes & Max's Videos Tactics and training for S-Pair questions	45 Mins	<input type="checkbox"/>
	VERBAL: Triage This section reveals shocking secrets about how to better manage GRE pacing	45 Mins	<input type="checkbox"/>
	VERBAL: RC Question Type Identification Drill 2 Make sure that you can successfully Identify the 3 RC question types	15 Mins	<input type="checkbox"/>
	VERBAL: vocabBUILDER Stage 4B The next set of 30 words	1 Hour	<input type="checkbox"/>









VERBAL SCORE BOOSTER STUDY PLAN

STAGE 5: DAYS 24-30

ITEM	TIME	DONE
 Take MGRE MST 5 Take all sections of your 5th MST under fully simulated conditions	4.5 Hours	<input type="checkbox"/>
 MGRE MST 5 Review Apply newly learned tactics; use Mistake Tracker spreadsheet to track mistakes and insights	3 Hours	<input type="checkbox"/>
 VERBAL: vocabBUILDER Stage 5A The next set of 30 words	1 Hour	<input type="checkbox"/>
 ANALYTICAL WRITING: Issue & Argument Essays Learn how to craft your essays using a killer 5-paragraph system	1 Hour	<input type="checkbox"/>
 VERBAL: vocabBUILDER Stage 5B The last set of 30 words	1 Hour	<input type="checkbox"/>
 Take ETS PowerPrep II MST 2 Take all sections of your 7th MST under fully simulated conditions	4.5 Hours	<input type="checkbox"/>
 ETS PowerPrep II MST 2 Review Review answers and explanations; use Mistake Tracker spreadsheet to track mistakes/insights	3 Hours	<input type="checkbox"/>
 EMPOWER PODCAST: Endorphin Rush An easy way to pick up a powerful rush of Endorphins on Test Da	5 Mins	<input type="checkbox"/>
 Curated Review Modules A lean revisit of the earlier lesson videos to stay completely refreshed ahead of test day	5 Hours	<input type="checkbox"/>
 Final Module Before Test Day Advice on how you should spend your last 24 hours before Test Day	20 Mins	<input type="checkbox"/>
 Take Your Real GRE Time to celebrate! Its game day.	5 Hours	<input type="checkbox"/>
		<input type="checkbox"/>

VERBAL SCORE BOOSTER STUDY PLAN

PRACTICE MST SEQUENCE

	MST Number	TIME	DONE
	1	ETS PowerPrep II MST 1	<input type="checkbox"/>
	2	MGRE MST 1	<input type="checkbox"/>
	3	MGRE MST 2	<input type="checkbox"/>
	4	MGRE MST 3	<input type="checkbox"/>
	5	MGRE MST 4	<input type="checkbox"/>
	6	MGRE MST 5	<input type="checkbox"/>
	7	Take ETS PowerPrep II MST 2	<input type="checkbox"/>
	(Reserve)	MGRE MST 6	<input type="checkbox"/>